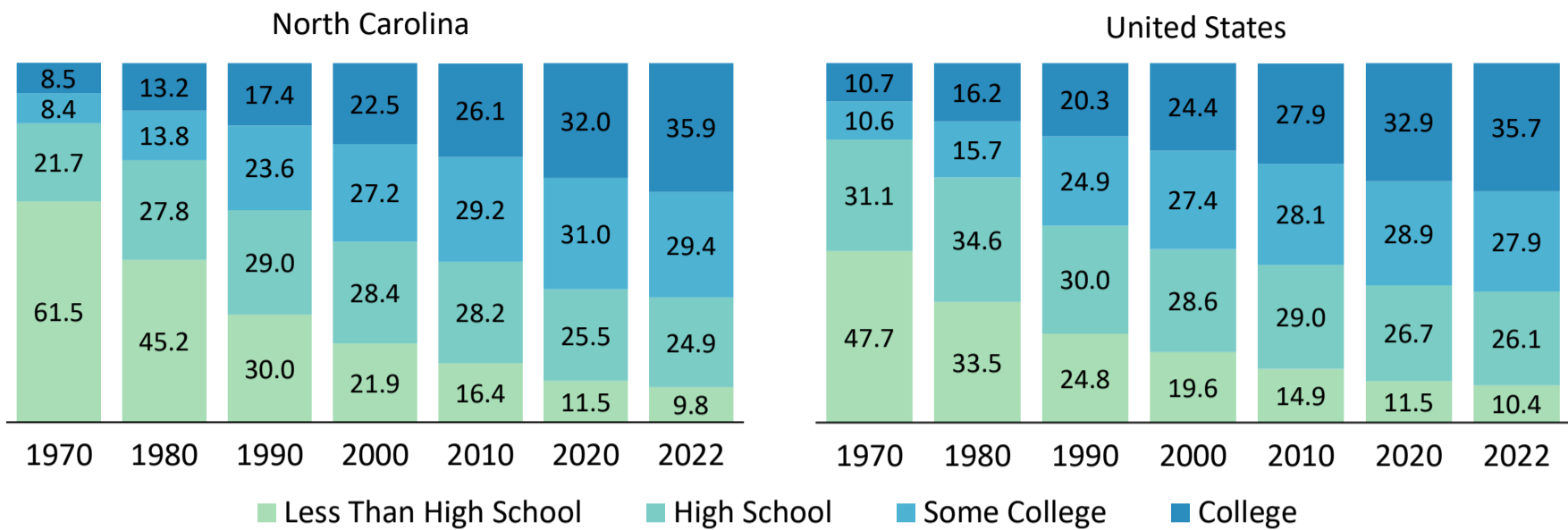


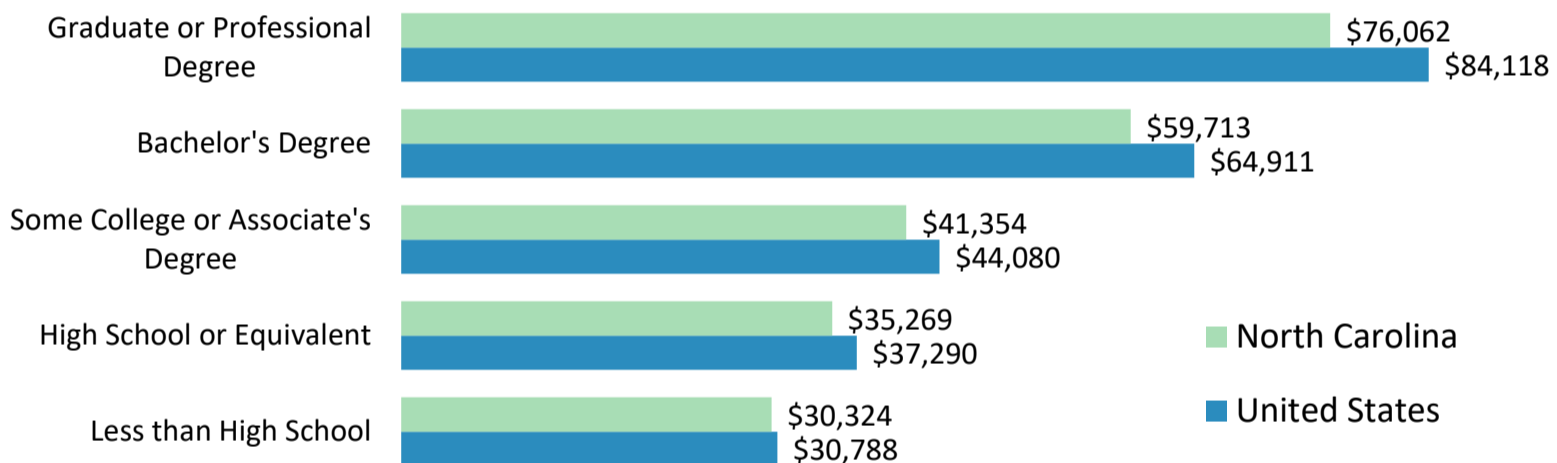
Educational Attainment in North Carolina — 2022

Educational Attainment from 1970 to 2022

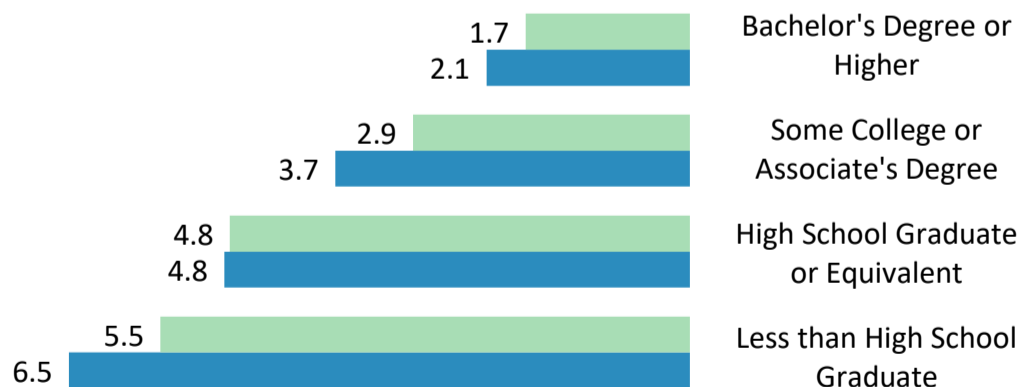


Earnings and Employment by Educational Attainment in 2022

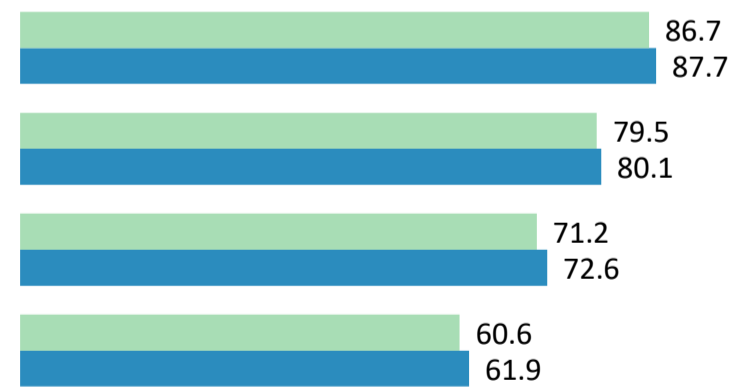
Median Earnings



Unemployment Rate (Percent)



Labor Force Participation Rate (Percent)

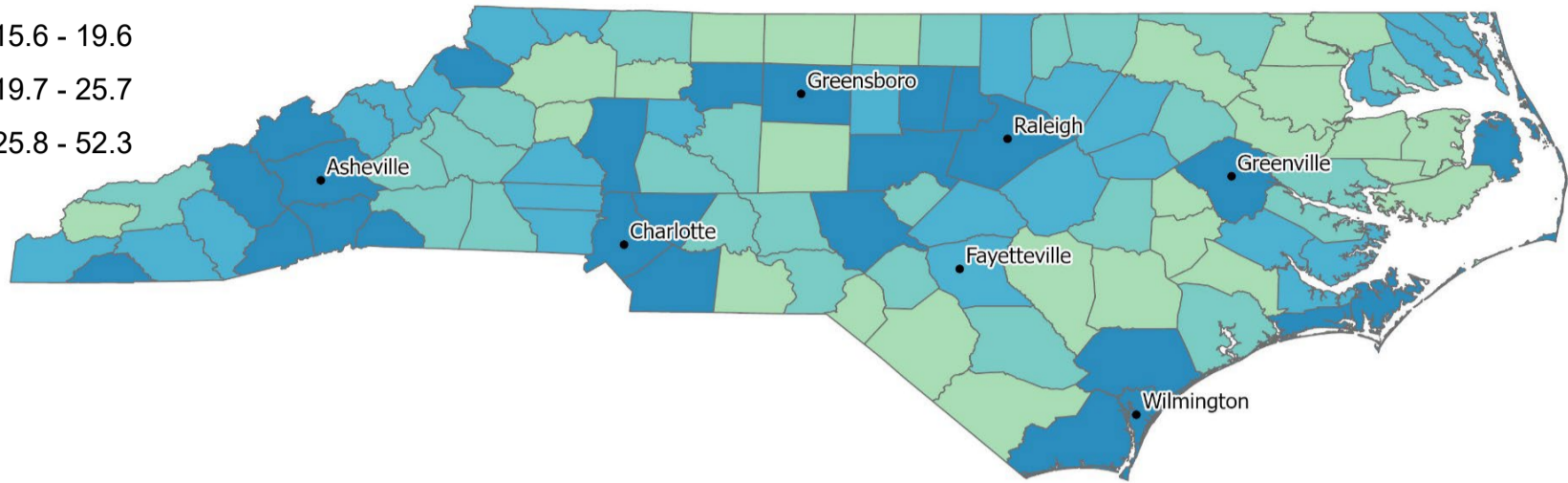
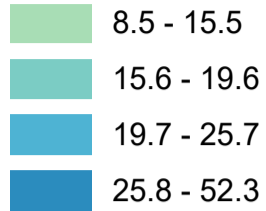


Educational Attainment by Race in 2022

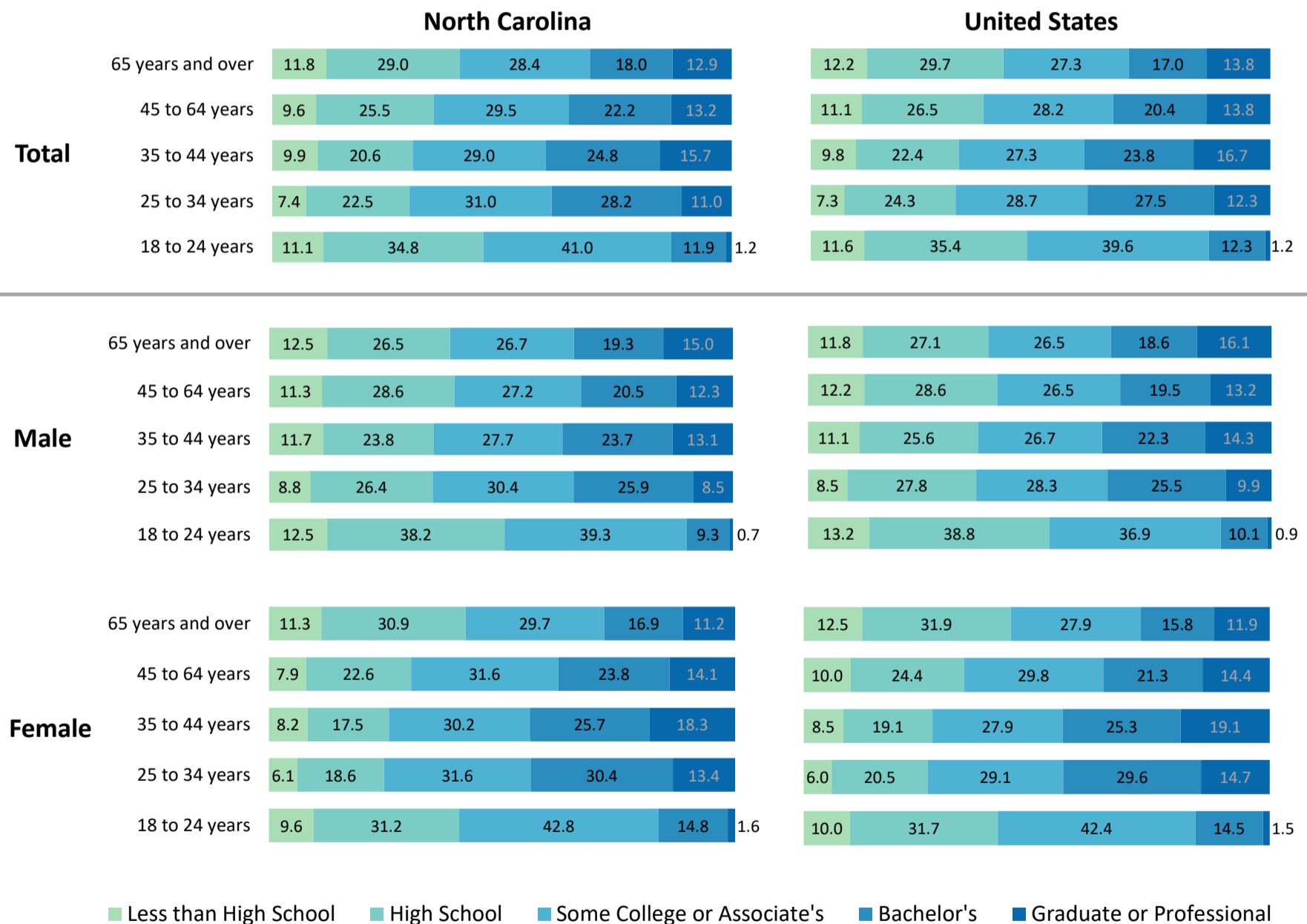
	White (not Hispanic or Latino)	Hispanic or Latino	Black	Asian	Other	Two or More Races
Total (Population 25 and Older)	4,808,166	570,799	1,462,400	234,113	364,464	421,295
Less than High School Graduate (Percent)	6.7	31.7	10.9	12.7	22.4	16.1
High School Graduate or Equivalent	23.7	26.7	29.8	13.9	18.1	23.8
Some College or Associate's Degree	29.6	21.7	33.7	13.0	12.9	29.4
Bachelor's Degree	25.5	13.7	16.6	28.8	7.2	20.1
Graduate or Professional Degree	14.4	6.2	9.0	31.6	3.2	10.6

Educational Attainment by County in 2022

Bachelor's Degree or Higher Percent of Total



Educational Attainment by Age in 2022



Notes:

- Unless otherwise noted, all data comes from the Census Bureau's 2022 American Community Survey (ACS), one year estimates, for the population 25 and older.
- Historical educational attainment comes from the Decennial Census for 1970-2000, and from the American Community Survey for 2010 and 2020 (five year estimates) and 2022 (one year estimates).
- "College" is defined as a bachelor's degree or higher from 1990 on, and as four or more years of schooling prior to 1990.
- "Some College" is defined as an associate's degree or some college with no degree from 1990 on, and as one to three years of college prior to 1990.
- Unemployment and labor force participation rates are calculated for ages 25-64.
- The race category "Other" includes American Indian and Alaska Native and "Some Other Race", when estimates are available.
- The map of educational attainment by county uses the 2022 5-year estimates from the ACS in order to reflect all counties.
- The bins for the map intervals reflect the quantile distribution for each geography.